

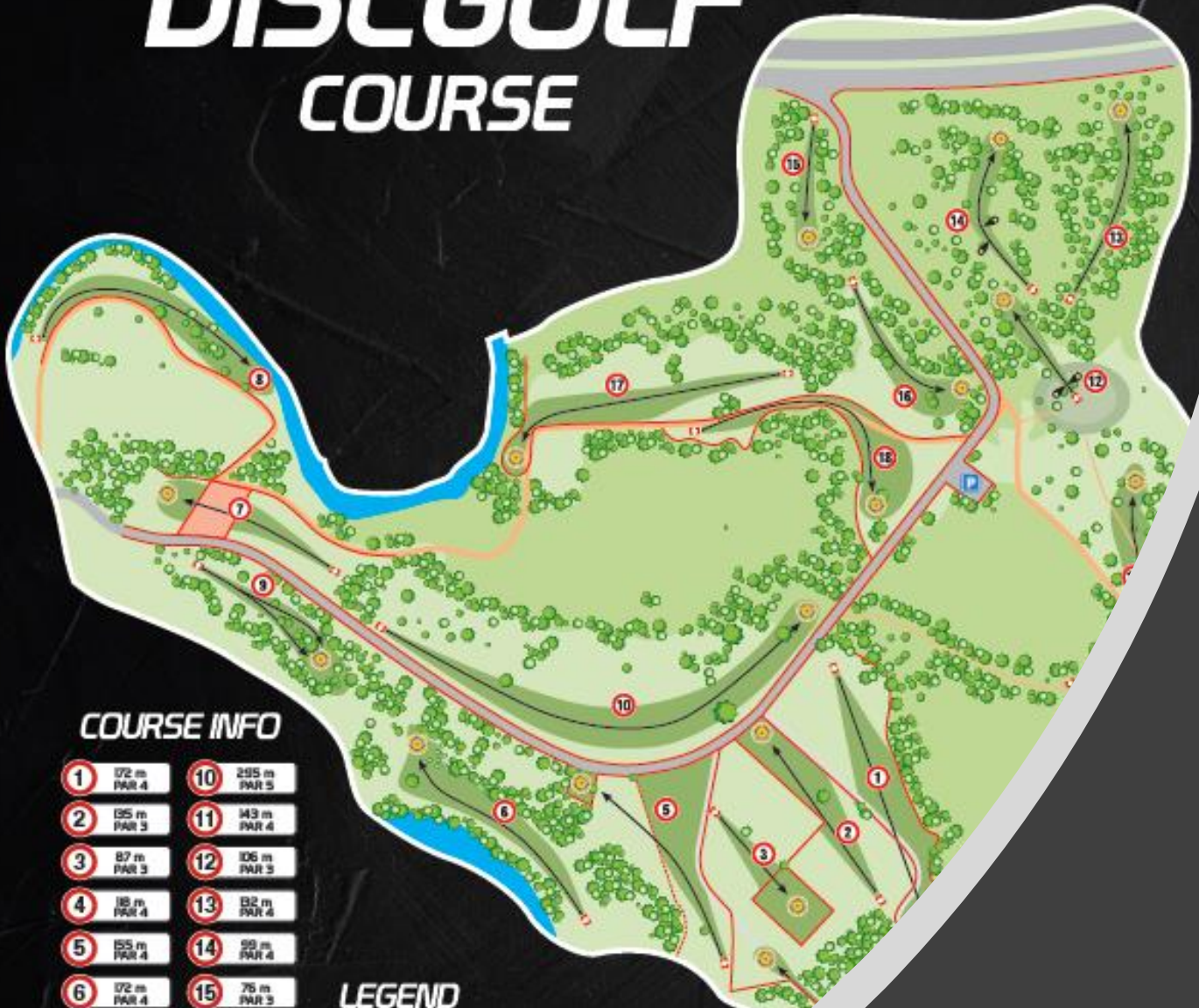
Innova Baltic Tour Vilnius Open 2024 Caddy Book. Main info



THE PILGRIM

DISCGOLF

COURSE



COURSE INFO

1	172 m PAR 4	10	285 m PAR 5
2	135 m PAR 3	11	143 m PAR 4
3	87 m PAR 3	12	106 m PAR 3
4	118 m PAR 4	13	82 m PAR 4
5	155 m PAR 4	14	90 m PAR 4
6	172 m PAR 4	15	75 m PAR 3

LEGEND

Welcome!

Event TDs



TD – TADAS ŪSELIS
Non-playing
All Qs – to Tadas!
e.mail: tadas.uselis@DiscCity.eu
Mob.: +370 696 72200



Co-TD – DARIUS GRICIUS
Ask if you can't find Tadas
e.mail: darius.gricius@DiscCity.eu
Mob.: +370 687 81223



Tour TD – MARGO PETERS
Tour related questions
e.mail: margo@discsport.ee
Mob.: +372 56649492

Schedule

- Wednesday – course OB lines and temporary Tees will be finalized. Temp baskets (#8 and #17) will be installed on Wednesday afternoon.
- Thursday – Practice (from 10 am all course layout should be ready).
- Thursday 2-6 pm – check-in and player pack distribution.
- Friday check-in – if not checked in for the event on Thursday, the player MUST check-in and pick up player pack AT LEAST 30 minutes before his/her start (PDGA Competition Manual 1.04.B applies).
- Friday-Sunday – golf start. All groups start from hole #1 with 10 minutes intervals. 1st group – 8 am, last - ~3 pm.
- Friday order (random groups by divisions) - MP40, MJ18, FPO, MPO, MA4, MA3 (groups already announced on dgmetrix)
- Saturday order (by scores, by divisions) - MA4, MA3, MP40, MJ18, FPO, MPO
- Saturday all day - fun game close to parking (small course comp – on dgmtrx).
- Sunday order (by scores, by divisions) – ~50% worst MPO, MA4, MA3, MP40, FPO, ~TOP50% - MPO.
- Award ceremony (by the Tee #1) - ~6 pm

<https://innovabaltictour.eu/tournaments/innova-baltic-tour-vilnius-open-2024/schedule>

Awards schedule

- Award ceremonies will be held by division (by the Tee #1):
- MA4 - ~1:30 PM (Sudden death if needed - ~1:10 PM)
- MA3 - ~3:20 PM (Sudden death if needed - ~3:40 PM and awards right after it)
- MP40 - ~4:30 PM (Sudden death if needed - ~4:00 PM)
- MJ18 - ~4:30 PM (Sudden death if needed - ~4:20 PM)
- FPO - ~5:10 PM (Sudden death if needed - ~5:00 PM)
- MPO - ~6:40 PM (Sudden death if needed - ~6:30 PM – as soon as possible)

Tournament and course rules

- No practice shots on the course, when rounds has started (i.e. course closed for practice from 8 am till the last putt ~6:30 pm). Practice is allowed at evening afterwards (NB – temp baskets might be removed).
- There is no driving field on the course – warm up net for drives, +putting baskets will be available. Check info for suggested warm up areas outside the course area.
- Pick up player pack – available at Tee #1 2-6 pm on Thursday and Friday (pick it up at least 30 minutes BEFORE your round). PDGA Competition Manual 1.04.B applies.
- Player's must check-in in person at least 5 minutes before their rounds at tee #1. Players who do not check in with the starter by this time or who are not present at the starting hole for the 5 minutes preceding their tee time receive two penalty throws. (PDGA Competition Manual 1.04.C).
- Be ready for profile picture before the round1 too! Recommended to come at least 10 minutes before your round!

Scoring

- Electronic scorecards only:
 - Each player MUST mark the scores.
 - PDGA.com (pdga.com/score) will be an OFFICIAL scorecard. Password will be sent by email from dgmtrx system. Recommended to be used by 3 players in the group.
 - DGmtrx.com will be used as secondary scorecard. Recommended to have one volunteer in the group. Please mark statistics! (Guides how to fill it - <https://innovabaltictour.eu/tour/rules>).
 - If e.scoring not possible, we'll have paper scorecards as a backup.
 - Double check all scorecards after the round!
 - Don't forget to confirm and click SUBMIT on PDGA.com !

Important locations

1. Warm up net and baskets.
 2. WC – corner of parking.
 3. Parking – try to use official parking. If full – don't pay attention to the sign "no-stop" – we placed it ☺
 4. Possible area for short approach practice shots (be careful with bad shots from tee #11 ☺ ; you can also throw some strong shots to the side of the hill – from parking lot (don't get into #11 Fairway). SATURDAY FUN GAME place.
 5. Tournament center (by the tee #1), DiscCity orders pick-up tent (get your orders next day). Awards will be held here too!
 6. Food truck.
- P – parking places.

DISC GOLF COURSE



Other courses in Vilnius

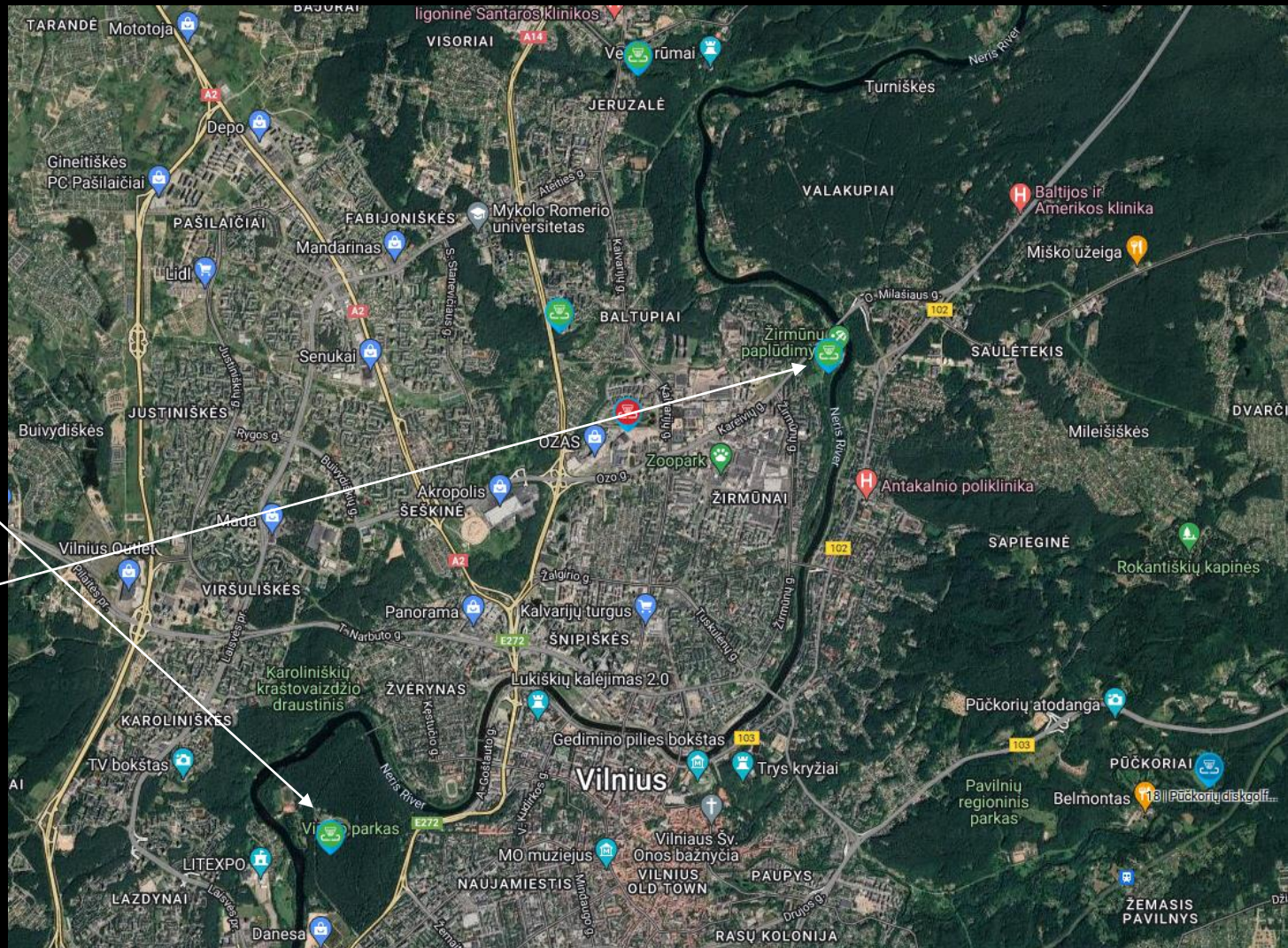
Recommended warm up small courses:

Vingio course – 8 woody approach holes + big field for drives (wors weather = less people)

Žirmūnų course – 7 beg.friendly holes + open space for ~100-120 m drives (beware walkers-by and dogs)

Find all courses in Lithuania here:

<https://disccity.eu/en/content/17-courses>



Food Truck

Magic Food Makers will be on the spot
(next to the main parking) all 3 days.
From ~11 AM till...

Special prices for event players on selected dishes:

BBQ pork roast: ~~9 EUR~~ → 6,50 EUR

Crunchy chicken breast steak: ~~9 EUR~~ → 6,50 EUR

Naanta: ~~7 EUR~~ → 6 EUR



Menu

- 9 BBQ pork roast*
- 10 BEEF, CHICKEN, VEGETARIAN burger with fries
- 9 Crunchy chicken breast steak*
- 7 Naanta with chicken or beef 2 vnt
- 3 Fries
- 8 Chicken tenders

*included garnish



Special motivation to play well since day1

MPO and FPO leaders after day one ...
...gets a **FREE MEAL** from

Magic Food Makers!

Side games

Ace #3

Our sponsor – DISCCITY.EU will give 100 EUR coupon for EVERY ACE made on hole #3 !!! ALL 3 days!

BTW – if you need a disc delivered to the course – buy it on DiscCity.eu (before 11 PM) – and pick it up on the course next day!



DISCLAIMER

- If TEE sign says "OB - asphalt" - it means, that asphalt is OB line, and everything behind asphalt is also OB.
- Only valid OB marking - white flags with DiscCity logo. And asphalt street as OB line. And the fence (on #4).
- HZ marking - yellow flags (on #5).

#BUKORIA/DGCOURSE

THE PILGRIM

DISCGOLF

COURSE

3

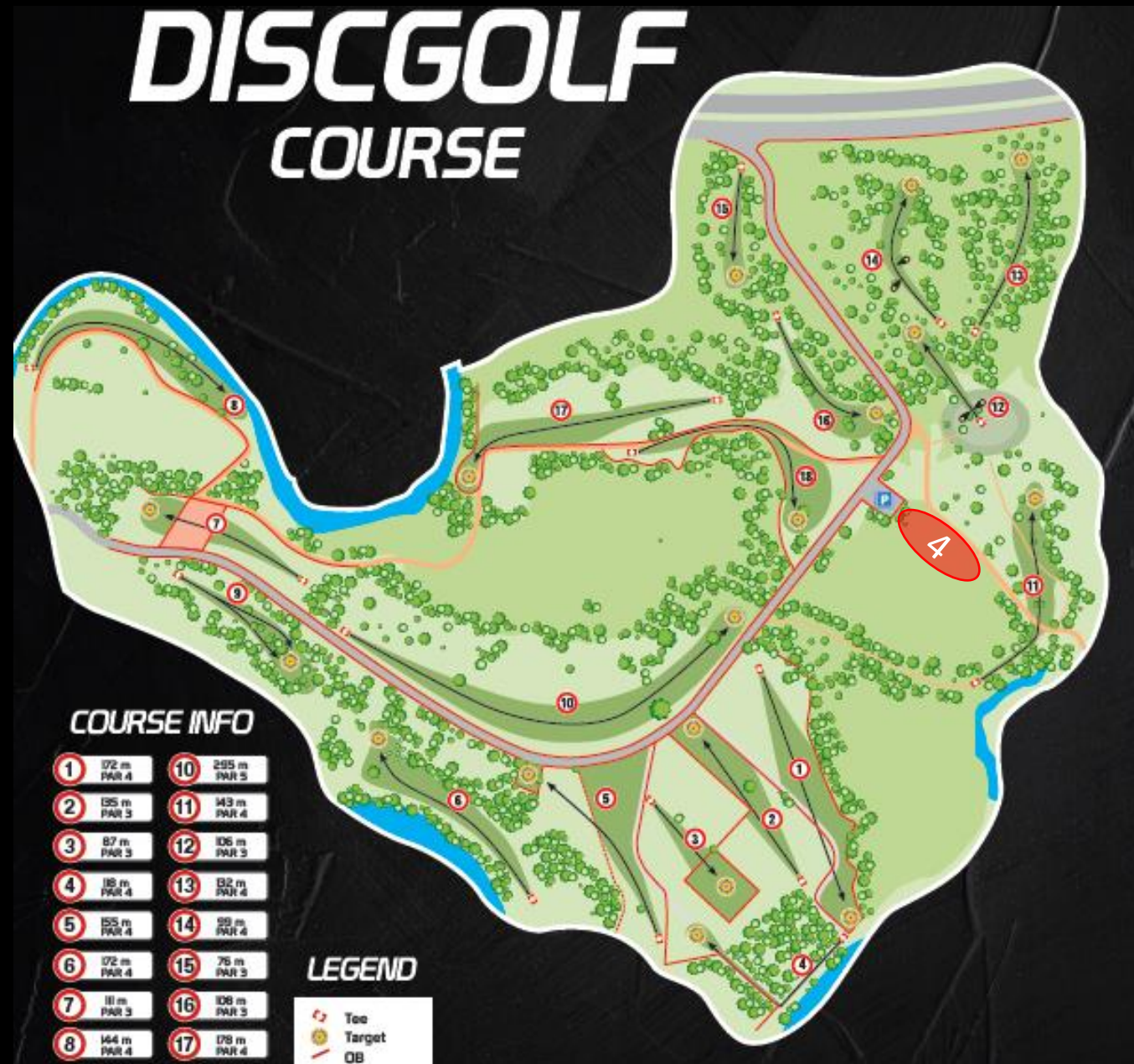
PAR 3
87 m

An island hole - only island is safe. If Tee shot is OB - go to marked Drop Zone.

POWERED BY DISC CITY

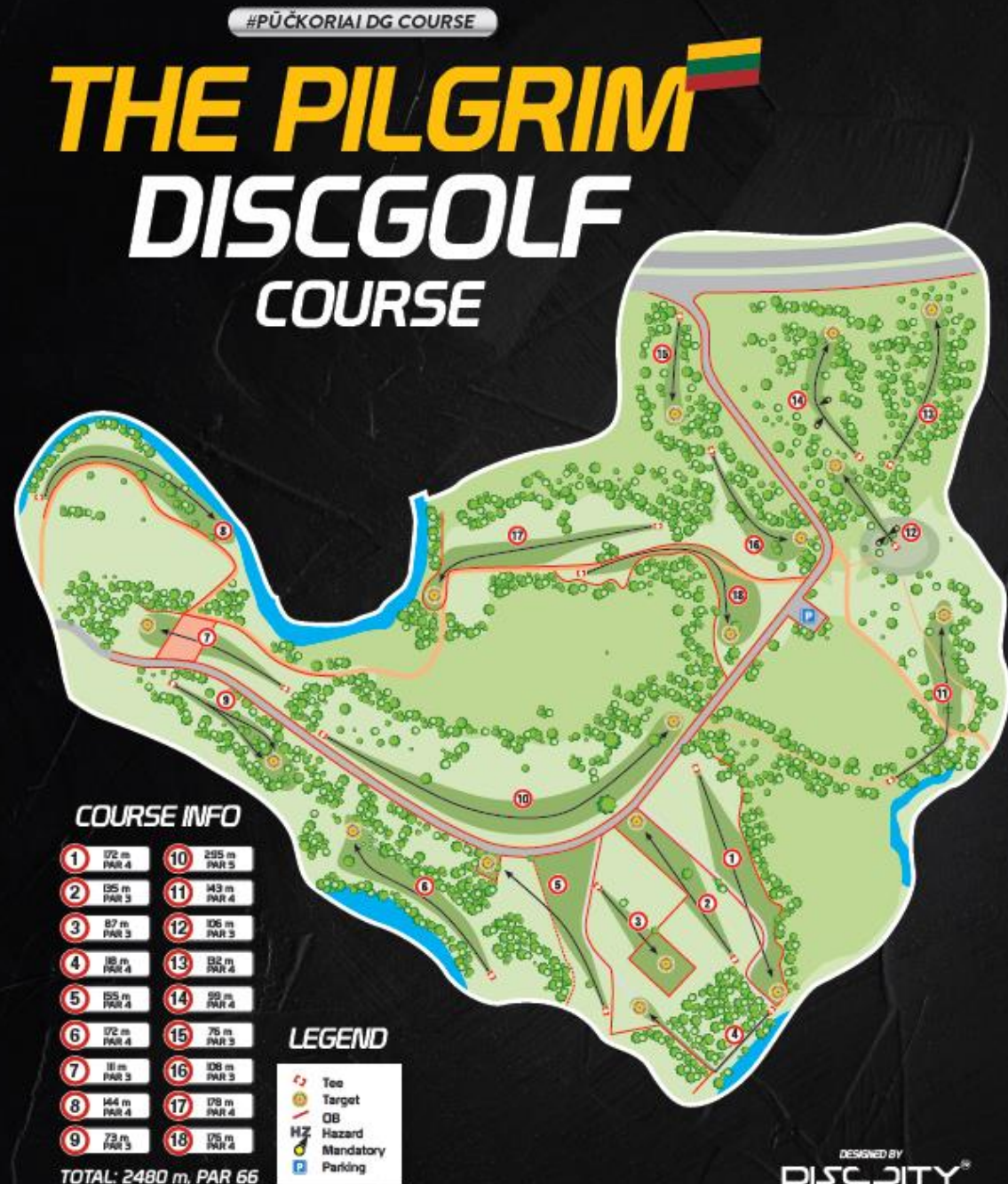
Side games Saturday Fun Course Challenge

Play fun short course with crazy rules after your round on Saturday.
Enter scores to DGmtrx event.



Pūčkoriai course

- PAR66
- 2480 meters long
- Disclaimer:
 - If TEE sign says "OB - asphalt" - it means, that asphalt is OB line, and everything behind asphalt is also OB.
 - Only valid OB marking - white flags with DiscCity logo. And asphalt street or water as OB line. And the fence (on #4).
 - HZ marking - yellow flags (on #5).
- The layout did not change since last year, but further we provide explanations of small changes which happend on the course compare to year 2023.



Hole #1

- OB line behind basket moved ~2 meters down

DISCLAIMER

- If TEE sign says "OB - asphalt" - it means, that asphalt is OB line, and everything behind asphalt is also OB.
- Only valid OB marking - white flags with DiscCity logo. And asphalt street as OB line. And the fence (on #4).
- HZ marking - yellow flags (on #5).

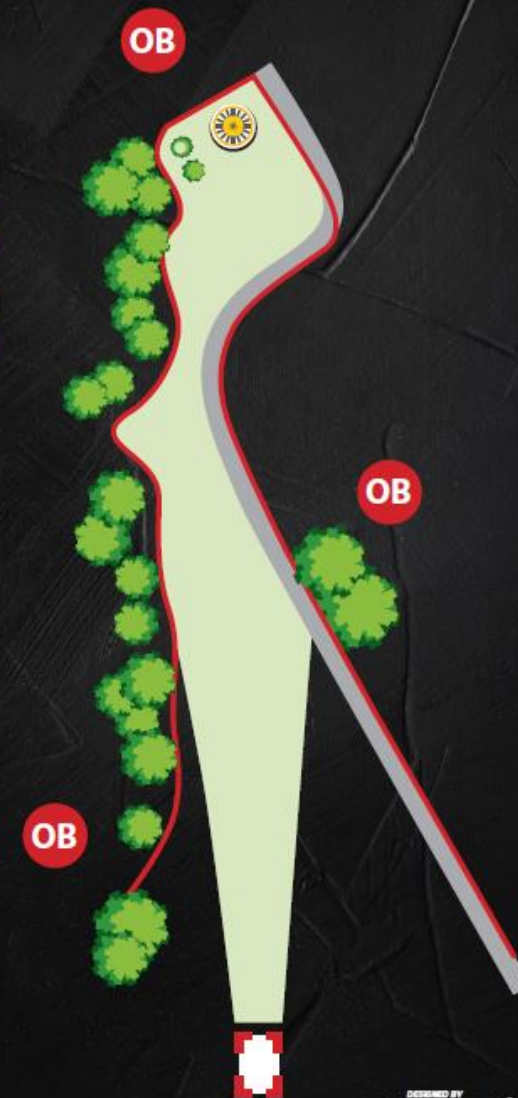


PAR 4
172 m

OB - as marked.

#PUCKORIALDG COURSE

THE PILGRIM DISC GOLF COURSE



DESIGNED BY
DISC CITY®

Hole #2

- Big wooden poles are not OB lines, just a casual part of the course!

DISCLAIMER

- If TEE sign says "OB - asphalt" - it means, that asphalt is OB line, and everything behind asphalt is also OB.
- Only valid OB marking - white flags with DiscCity logo. And asphalt street as OB line. And the fence (on #4).
- HZ marking - yellow flags (on #5).

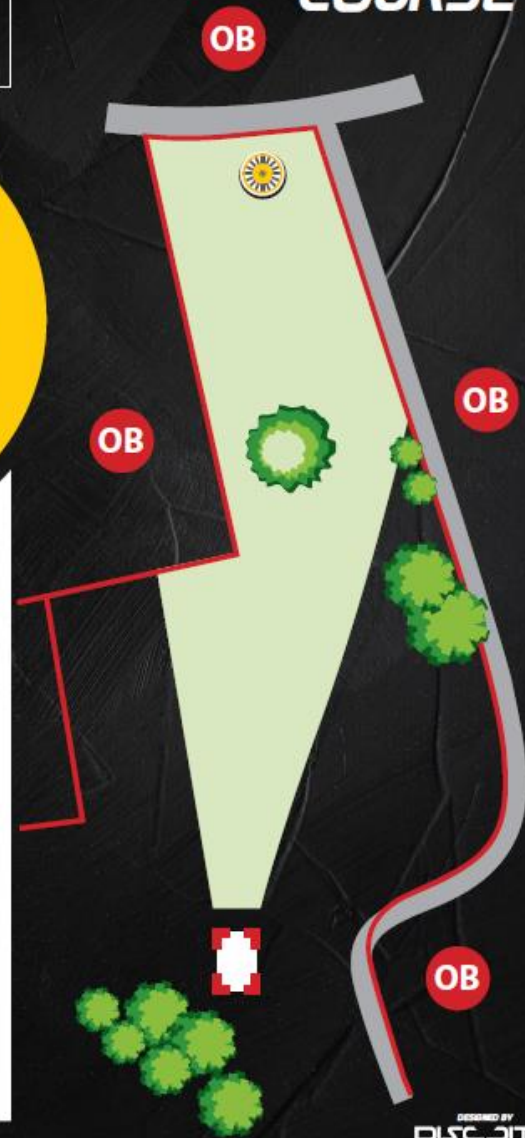


PAR 3
135 m

OB - as marked (island of #3 is OB too). Asphalt behind the basket.

#PUČKORIAI DG COURSE

THE PILGRIM DISCGOLF COURSE



Hole #3

- Ace it and win 100 EUR coupon from DiscCity.eu !

DISCLAIMER

- If TEE sign says "OB - asphalt" - it means, that asphalt is OB line, and everything behind asphalt is also OB.
- Only valid OB marking - white flags with DiscCity logo. And asphalt street as OB line. And the fence (on #4).
- HZ marking - yellow flags (on #5).



PAR 3
87 m

An island hole - only island is safe. If Tee shot is OB - go to marked Drop Zone.

#PÜCKORIAL DG COURSE **THE PILGRIM** **DISC GOLF** **COURSE**



Hole #4

- Corner of the fence (two segments, one of each side) has gone! The OB line is in place, but the corner is marked by the stick and line extends to the fence (it will be marked with a string).
- Straight shots cannot bounce back from the fence anymore!

DISCLAIMER

- If TEE sign says "OB - asphalt" - it means, that asphalt is OB line, and everything behind asphalt is also OB.
- Only valid OB marking - white flags with DiscCity logo. And asphalt street as OB line. And the fence (on #4).
- HZ marking - yellow flags (on #5).



PAR 4
118 m

Mando tree - play on the left. If missed - re-tee.
OB - water on left; over the fence; marked lines around the basket (fairway of #5, Island of #3, OB line behind the basket).

#PUCKORIAI DG COURSE
THE PILGRIM
DISC GOLF
COURSE



Hole #5

- Island is marked with yellow flags – it is HZ around it, except asphalt street – it is OB. HZ lines extends straight to asphalt.
- Big wooden poles are not OB lines, just a casual part of the course!

DISCLAIMER

- If TEE sign says "OB - asphalt" - it means, that asphalt is OB line, and everything behind asphalt is also OB.
- Only valid OB marking - white flags with DiscCity logo. And asphalt street as OB line. And the fence (on #4).
- HZ marking - yellow flags (on #5).

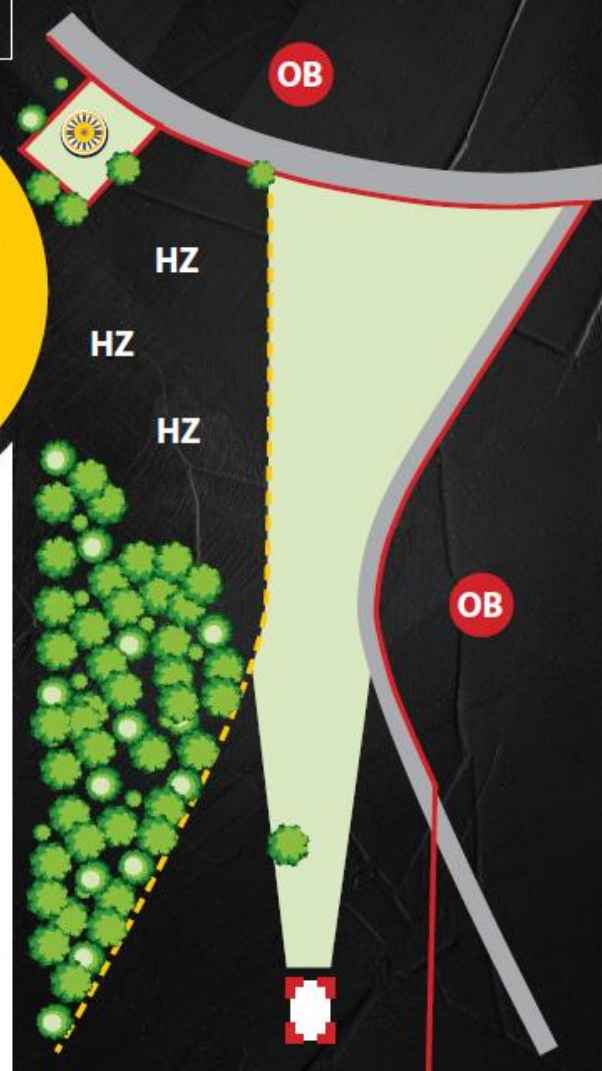


PAR 4
155 m

OB - marked line on the right, and asphalt; HZ(hazard) - marked with yellow flags - left side of fairway. Marked island around the basket - safe area (asphalt from the island is OB, all the rest around it is HZ). Normal OB rules apply. If you land in HZ - take penalty stroke, and play from where you landed.

#PÜCKORIALDG COURSE

THE PILGRIM 
DISC GOLF
COURSE



DESIGNED BY
DISC CITY

Hole #6

DISCLAIMER

- If TEE sign says "OB - asphalt" - it means, that asphalt is OB line, and everything behind asphalt is also OB.
- Only valid OB marking - white flags with DiscCity logo. And asphalt street as OB line. And the fence (on #4).
- HZ marking - yellow flags (on #5).



PAR 4
172 m

OB - water on left;
asphalt - far up the hill
on the right.


#PÜCKORIAL DG COURSE

THE PILGRIM



DISC GOLF

COURSE



Hole #8

- The hole became somewhat easier – “the stopper tree“ has fallen.



DISCLAIMER

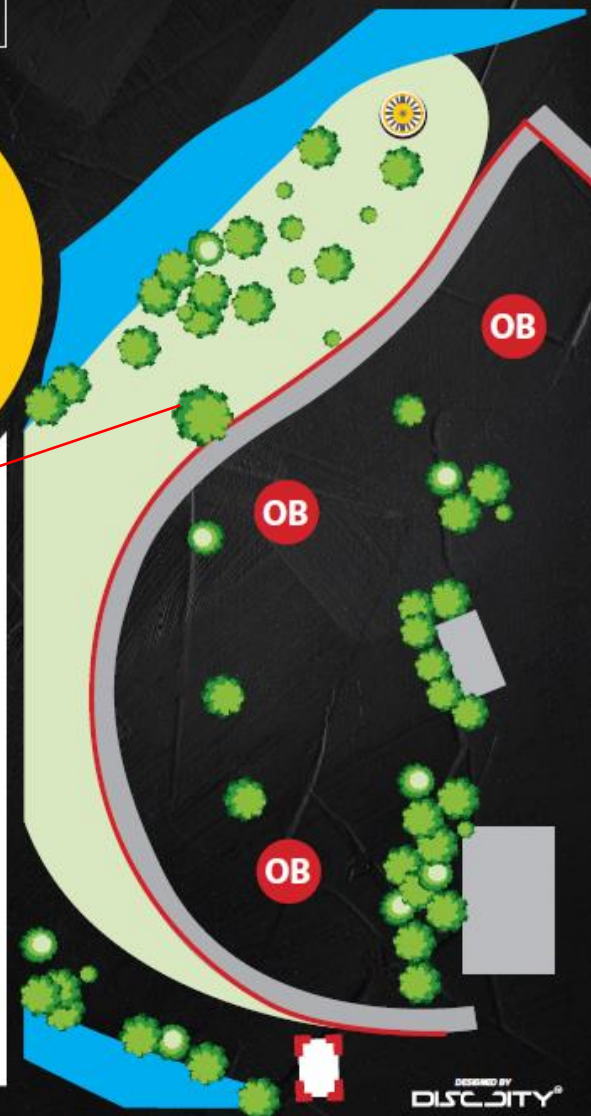
- If TEE sign says "OB - asphalt" - it means, that asphalt is OB line, and everything behind asphalt is also OB.
- Only valid OB marking - white flags with DiscCity logo. And asphalt street as OB line. And the fence (on #4).
- HZ marking - yellow flags (on #5).



PAR 4
144 m

OB - river on the left,
marked line on the right.

#PÚČKORAI DG COURSE **THE PILGRIM** **DISC GOLF** **COURSE**



Hole #9

- Big tree has fallen right behind the basket – it can create some “special stances”. No extra relief rules are in place – play by official PDGA rules.

DISCLAIMER

- If TEE sign says "OB - asphalt" - it means, that asphalt is OB line, and everything behind asphalt is also OB.
- Only valid OB marking - white flags with DiscCity logo. And asphalt street as OB line. And the fence (on #4).
- HZ marking - yellow flags (on #5).

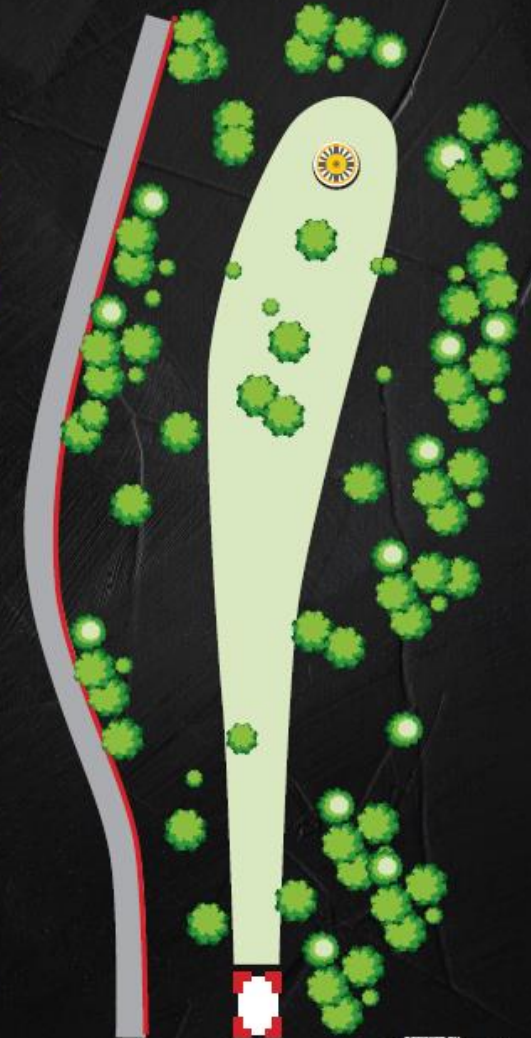


PAR 3
73 m

OB - asphalt on the left.

#PÜCKORIALDGCOURSE

THE PILGRIM 
DISC GOLF
COURSE



DESIGNED BY
DISC CITY®

Hole #10

DISCLAIMER

- If TEE sign says "OB - asphalt" - it means, that asphalt is OB line, and everything behind asphalt is also OB.
- Only valid OB marking - white flags with DiscCity logo. And asphalt street as OB line. And the fence (on #4).
- HZ marking - yellow flags (on #5).



PAR 5
295 m

OB - asphalt on the right.

#PÜCKORIAL DG COURSE

THE PILGRIM DISCGOLF COURSE



Hole #11

- In case no spotter in place (not likely) – please spot for possible passing people on the footpath.
- Usually, it is enough to get up the small hill on the right side in front of the tee.

DISCLAIMER

- If TEE sign says "OB - asphalt" - it means, that asphalt is OB line, and everything behind asphalt is also OB.
- Only valid OB marking - white flags with DiscCity logo. And asphalt street as OB line. And the fence (on #4).
- HZ marking - yellow flags (on #5).



PAR 4
143 m

No special rules.

#PÜCKORIALDG COURSE

THE PILGRIM DISC GOLF COURSE



DESIGNED BY
DISC CITY®

Hole #12

- Mando lines are marked by white sticks, and it extends to infinity.
- Hitting the front of mando trees, bouncing back – it is safe.
- If OB on the right is marked by white flags, then this is the line (closer than asphalt).

DISCLAIMER

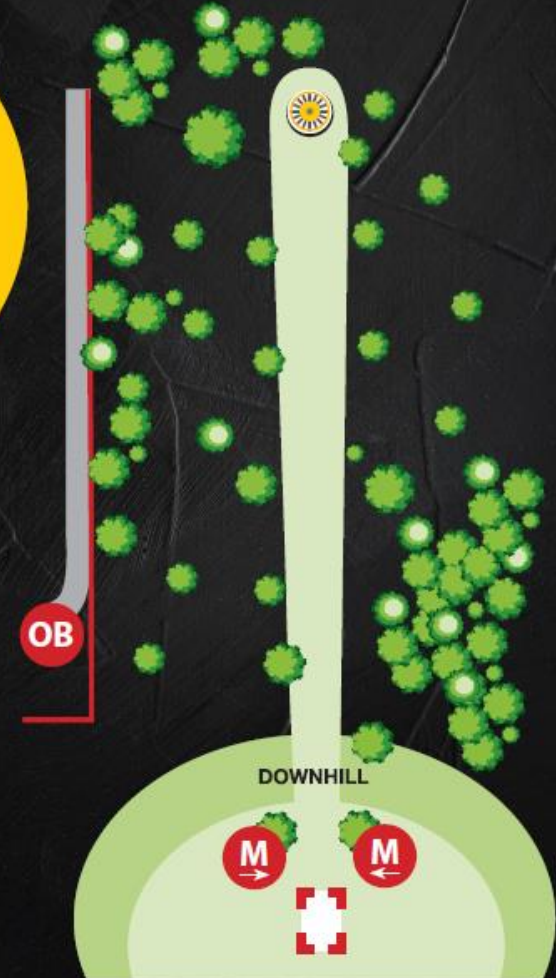
- If TEE sign says "OB - asphalt" - it means, that asphalt is OB line, and everything behind asphalt is also OB.
- Only valid OB marking - white flags with DiscCity logo. And asphalt street as OB line. And the fence (on #4).
- HZ marking - yellow flags (on #5).



PAR 3
106 m

Double Mando - throw between two marked trees. If missed - re-tee.
OB - marked line on the left, connecting to asphalt street.

#PÜCKORAI DG COURSE THE PILGRIM DISC GOLF COURSE



Hole #13

DISCLAIMER

- If TEE sign says "OB - asphalt" - it means, that asphalt is OB line, and everything behind asphalt is also OB.
- Only valid OB marking - white flags with DiscCity logo. And asphalt street as OB line. And the fence (on #4).
- HZ marking - yellow flags (on #5).

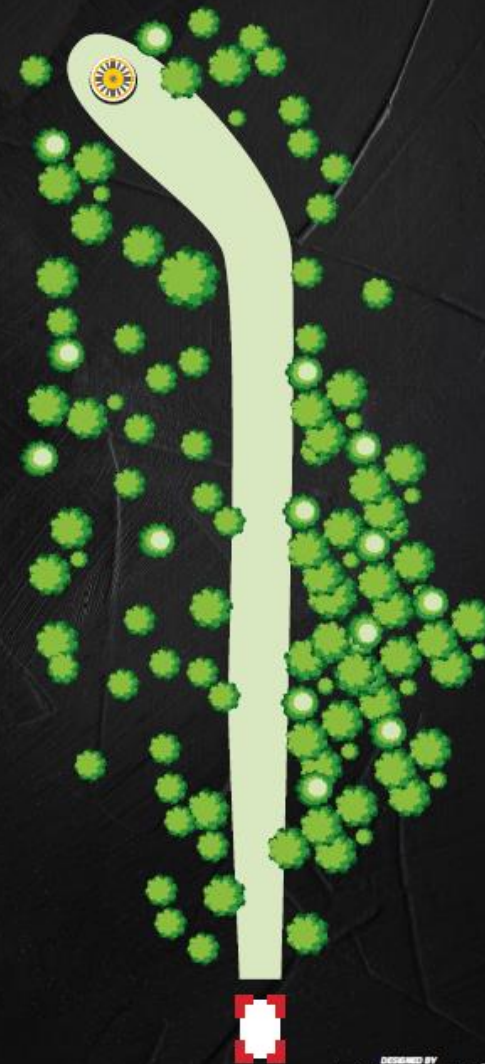


PAR 4
132 m

No special rules.

#PÜCKORIALDG COURSE

THE PILGRIM 
DISC GOLF
COURSE



Hole #14

- Mando lines are marked by white sticks.

DISCLAIMER

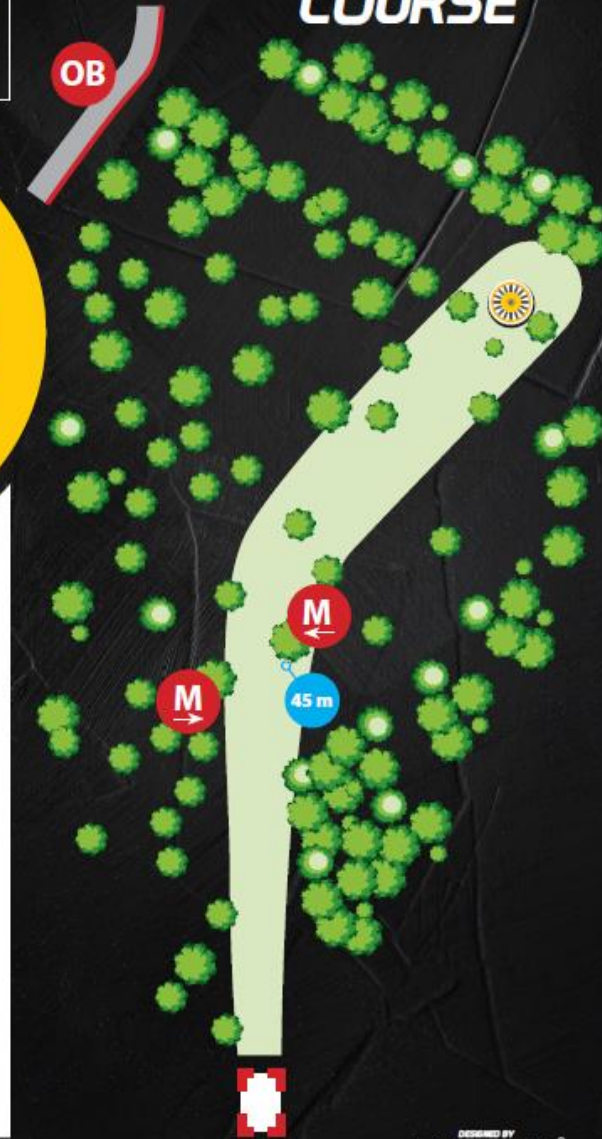
- If TEE sign says "OB - asphalt" - it means, that asphalt is OB line, and everything behind asphalt is also OB.
- Only valid OB marking - white flags with DiscCity logo. And asphalt street as OB line. And the fence (on #4).
- HZ marking - yellow flags (on #5).



PAR 4
99 m

Double Mando - throw between two marked trees. If missed - play from marked Drop Zone (by the M tree).

#PÜCKORIALDG COURSE **THE PILGRIM** **DISC GOLF** **COURSE**



Hole #15

DISCLAIMER

- If TEE sign says "OB - asphalt" - it means, that asphalt is OB line, and everything behind asphalt is also OB.
- Only valid OB marking - white flags with DiscCity logo. And asphalt street as OB line. And the fence (on #4).
- HZ marking - yellow flags (on #5).

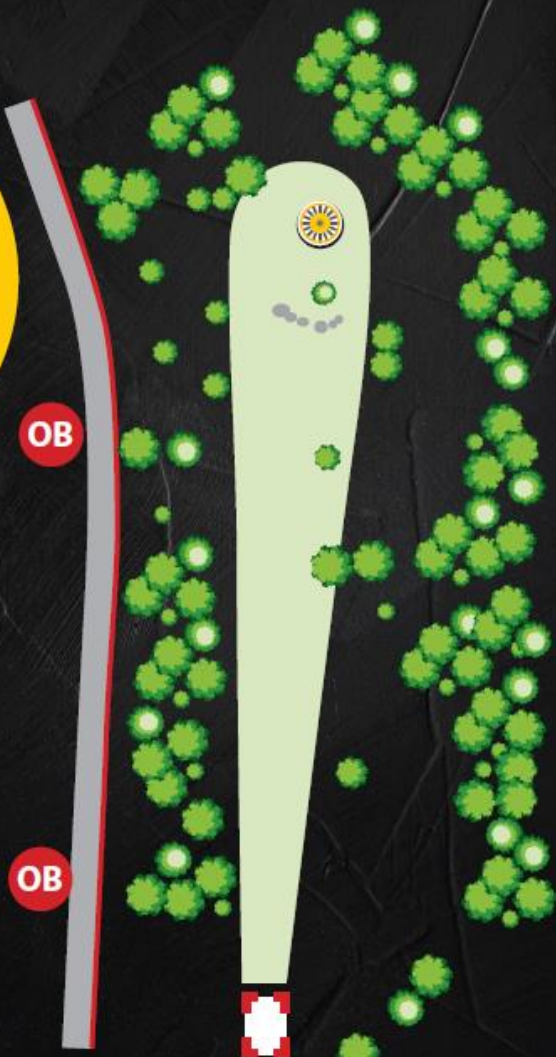
#PÜCKORIALDG COURSE

THE PILGRIM DISC GOLF COURSE



PAR 3
76 m

OB - asphalt on the left.



Hole #16

- OB line on the right moved somewhat closer, to give more room for #18 fairway.

DISCLAIMER

- If TEE sign says "OB - asphalt" - it means, that asphalt is OB line, and everything behind asphalt is also OB.
- Only valid OB marking - white flags with DiscCity logo. And asphalt street as OB line. And the fence (on #4).
- HZ marking - yellow flags (on #5).



PAR 3
108 m

OB - marked line on the right, and asphalt on the left and behind the basket.

#PÜCKORIALDG COURSE

THE PILGRIM 
DISC GOLF
COURSE



DESIGNED BY
DISC CITY

Hole #17

- Hopefully, we will have rollaway disc catching net installed in “river OB” as last year.
- Pick the discs from the net with retrievers or leave it there – we will pick it after the round. Don't climb the bank – it's dangerous!

DISCLAIMER

- If TEE sign says "OB - asphalt" - it means, that asphalt is OB line, and everything behind asphalt is also OB.
- Only valid OB marking - white flags with DiscCity logo. And asphalt street as OB line. And the fence (on #4).
- HZ marking - yellow flags (on #5).

#PÚCKORIALDG COURSE

THE PILGRIM DISC GOLF COURSE



PAR 4
178 m

Marked line on the left
and behind the basket.



DESIGNED BY
DISC CITY®

Hole #18

- OB line will be moved up to give more space for long shots.
- Marking here is approximate – check real flagged line.

DISCLAIMER

- If TEE sign says "OB - asphalt" - it means, that asphalt is OB line, and everything behind asphalt is also OB.
- Only valid OB marking - white flags with DiscCity logo. And asphalt street as OB line. And the fence (on #4).
- HZ marking - yellow flags (on #5).



PAR 4
176 m

OB - marked on right and left, asphalt behind the basket. If Tee shot goes OB - normal OB rules apply. Any later throw to OB gives 3 options: 1. Re-throw. 2. Play normal OB rules. 3. Proceed to marked Drop Zone (DZ).

#PÜCKORIALDG COURSE **THE PILGRIM** **DISC GOLF** **COURSE**

